




# TruLab N

**LOT** 31253



In-vitro-diagnostic for veterinary use only



2024-05

Cat. No. 5 9000 99 11 061 (6 x 5 mL)  
5 9000 99 11 062 (20 x 5 mL)


Value sheet version: 5

Short Name / Analyte	Method	Reagent ID	Value	Range	Unit
<b>ALB</b> Albumin	Bromcresol green	1 0220	3.62 36.2	2.78 - 4.45 27.8 - 44.5	g/dL g/L
<b>AP</b> Alkaline phosphatase	IFCC 37°C	1 0441	70.9	53.2 - 88.6	U/L
	DGKC 1970 37°C	1 0401	1.18	0.886 - 1.48	µkat/L
			111 1.85	83.1 - 139 1.39 - 2.31	U/L µkat/L
<b>ALT/GPT</b> Alanine aminotransferase	IFCC, with pyridoxal phosphate 37°C	1 2701 +	49.5	38.1 - 60.8	U/L
		2 5010	0.824	0.635 - 1.01	µkat/L
	without pyridoxal phosphate 37°C	1 2701	49.0	37.7 - 60.2	U/L
<b>AST/GOT</b> Aspartate aminotransferase	IFCC, with pyridoxal phosphate 37°C	1 2601 +	40.3	31.0 - 49.6	U/L
		2 5010	0.672	0.517 - 0.826	µkat/L
	without pyridoxal phosphate 37°C	1 2601	40.2	31.0 - 49.4	U/L
<b>AMY</b> Amylase	EPS G-7	1 0501	69.3	55.5 - 83.2	U/L
			1.16	0.925 - 1.39	µkat/L
			0.471	0.376 - 0.565	µkat/L
<b>PAMY</b> Pancreatic amylase	EPS G-7	1 0551	28.2	22.6 - 33.9	U/L
<b>APOA1</b> Apolipoprotein A1	Immunoturbidimetric	1 7102	125	99.9 - 150	mg/dL
			1.25	0.999 - 1.50	g/L
<b>APOB</b> Apolipoprotein B	Immunoturbidimetric	1 7112	73.5	58.8 - 88.2	mg/dL
			0.735	0.588 - 0.882	g/L
<b>BILE</b> Total Bile Acids	Enzymatic cycling method	1 2238	13.1	10.5 - 15.7	µmol/L
<b>DBIL</b> Direct Bilirubin	DCA	1 0821	0.865	0.640 - 1.09	mg/dL
			14.8	10.9 - 18.6	µmol/L
	Jendrassik-Grof	1 0849	0.948	0.702 - 1.19	mg/dL
<b>TBIL</b> Total Bilirubin			16.2	12.0 - 20.4	µmol/L
	DCA	1 0811	1.58	1.17 - 1.99	mg/dL
			27.0	20.0 - 34.0	µmol/L
	Jendrassik-Grof	1 0849	1.74	1.29 - 2.20	mg/dL
			29.8	22.1 - 37.6	µmol/L
<b>CA</b> Calcium	Arsenazo	1 1130	1.96	1.75 - 2.18	mmol/L
			7.87	7.00 - 8.73	mg/dL
	Phosphonazo	1 1181	2.13	1.89 - 2.36	mmol/L
			8.52	7.58 - 9.46	mg/dL
	Colorimetric	1 1221	102	92.4 - 111	mmol/L
			360	328 - 393	mg/dL
<b>CHOL</b> Cholesterol	CHOD-PAP	1 1300 +	145	125 - 166	mg/dL
		1 1350	3.76	3.23 - 4.28	mmol/L
<b>CHE</b> Cholinesterase	Butyrylthiocholin	1 1401	5934	4866 - 7002	U/L
			98.9	81.1 - 117	µkat/L
<b>CK</b> Creatine kinase	DGKC, IFCC 37°C	1 1601	153	122 - 183	U/L
			2.54	2.03 - 3.05	µkat/L



# TruLab N

**LOT** 31253



In-vitro-diagnostic for veterinary use only



2024-05

Cat. No. 5 9000 99 11 061 (6 x 5 mL)  
5 9000 99 11 062 (20 x 5 mL)


Value sheet version: 5

Short Name / Analyte	Method	Reagent ID	Value	Range	Unit
<b>CKMB</b> Creatine kinase	mAK, Immunological method, 37°C	1 1641	28.2	22.6 - 33.8	U/L
			0.470	0.376 - 0.564	µkat/L
<b>CREA</b> Creatinine	Jaffé, without compensation	1 1711	1.49	1.16 - 1.82	mg/dL
			132	103 - 161	µmol/L
	Jaffé, with compensation	1 1711	1.37	1.07 - 1.67	mg/dL
			121	94.4 - 148	µmol/L
Enzymatic PAP	1 1759	1.39	1.09 - 1.70	mg/dL	
		123	96.1 - 150	µmol/L	
<b>GGT</b> γ-Glutamyltransferase	IFCC, DGKC 1994 37°C	1 2801	28.8	22.5 - 35.2	U/L
			0.481	0.375 - 0.586	µkat/L
	Szasz 37°C	1 2801	25.5	19.9 - 31.1	U/L
			0.425	0.332 - 0.519	µkat/L
<b>GLDH</b> Glutamat dehydrogenase	DGKC 1970 37°C	1 2411	13.3	10.7 - 16.0	U/L
			0.222	0.178 - 0.267	µkat/L
<b>GLUC</b> Glucose	GOD-PAP	1 2500 +	89.3	75.0 - 104	mg/dL
			1 2550	4.96	4.16 - 5.75
	HK/G6P-DH	1 2511	88.0	73.9 - 102	mg/dL
			4.88	4.10 - 5.67	mmol/L
Gluc-DH	1 2531	87.8	73.7 - 102	mg/dL	
		4.87	4.09 - 5.65	mmol/L	
<b>HBDH</b> α-Hydroxybutyrate dehydro.	DGKC 37°C	1 3201	131	105 - 157	U/L
			2.19	1.75 - 2.62	µkat/L
<b>HDLC</b> HDL-Cholesterol	Immunoinhibition	1 3521	40.7	35.0 - 46.4	mg/dL
			1.05	0.905 - 1.20	mmol/L
	Direct, colorimetric	1 3561	39.6	34.1 - 45.1	mg/dL
			1.02	0.881 - 1.17	mmol/L
<b>HBUT</b> β-Hydroxybutyrate	β-HBDH / Diaphorase 37°C	1 3701	0.315	0.252 - 0.378	mmol/L
			3.28	2.62 - 3.93	mg/dL
	β-HBDH 37°C	1 3711	0.313	0.250 - 0.375	mmol/L
3.25			2.60 - 3.90	mg/dL	
<b>IgA</b> Immunoglobulin A	Immunoturbidimetric	1 7202	168	127 - 208	mg/dL
			1.68	1.27 - 2.08	g/L
<b>IgE</b> Immunoglobulin E	Immunoturbidimetric	1 7239	73.2	58.5 - 87.8	IU/mL
			176	141 - 211	ng/mL
<b>IgG</b> Immunoglobulin G	Immunoturbidimetric	1 7212	829	663 - 994	mg/dL
			8.29	6.63 - 9.94	g/L
<b>IgM</b> Immunoglobulin M	Immunoturbidimetric	1 7222	76.1	54.8 - 97.4	mg/dL
			0.761	0.548 - 0.974	g/L
<b>FE</b> Iron	Ferene	1 1911	78.9	67.8 - 89.9	µg/dL
			14.1	12.1 - 16.1	µmol/L
<b>LACT</b> Lactate	LDH UV	1 4001	11.6	9.17 - 14.0	mg/dL
			1.29	1.02 - 1.56	mmol/L
<b>LDH</b> Lactate dehydrogenase	IFCC, DGKC 1994 37°C	1 4211	150	123 - 177	U/L
			2.50	2.05 - 2.94	µkat/L
	DGKC opt. 1970 37°C	1 4201	248	204 - 293	U/L
			4.14	3.40 - 4.89	µkat/L
IFCC, modified	1 4251	149	122 - 176	U/L	
		2.48	2.03 - 2.93	µkat/L	



# TruLab N

**LOT** 31253



In-vitro-diagnostic for veterinary use only



2024-05

Cat. No. 5 9000 99 11 061 (6 x 5 mL)  
5 9000 99 11 062 (20 x 5 mL)

Value sheet version: 5

Short Name / Analyte	Method	Reagent ID	Value	Range	Unit
<b>LDLC</b> LDL-Cholesterol	Homogenous Select, TruCal Lipid	1 4121	78.1	67.2 - 89.1	mg/dL
			2.02	1.74 - 2.30	mmol/L
	Direct, colorimetric	1 4131	77.7	66.8 - 88.6	mg/dL
			2.01	1.73 - 2.29	mmol/L
<b>LPS</b> Lipase	Colorimetric	1 4321	52.2	41.8 - 62.6	U/L
			0.870	0.696 - 1.04	μkat/L
<b>MG</b> Magnesium	Xylidyl blue	1 4610	0.825	0.693 - 0.957	mmol/L
			2.00	1.68 - 2.33	mg/dL
<b>PL</b> Phospholipids	Enzymatic	1 5741	168	135 - 202	mg/dL
			2.17	1.74 - 2.61	mmol/L
<b>PO3</b> Phosphorus	Molybdate UV, substrate start	1 5211	2.96	2.42 - 3.49	mg/dL
			0.954	0.783 - 1.13	mmol/L
	Molybdate UV, sample start	1 5211	3.05	2.50 - 3.60	mg/dL
			0.985	0.808 - 1.16	mmol/L
<b>K</b> Potassium	Enzymatic	1 5221	3.98	3.62 - 4.34	mmol/L
			15.6	14.2 - 17.0	mg/dL
<b>Na</b> Sodium	Enzymatic	1 4808	132	124 - 140	mmol/L
			304	286 - 323	mg/dL
<b>TP</b> Total Protein	Biuret, without sample blank	1 2311	6.28	5.59 - 6.97	g/dL
			62.8	55.9 - 69.7	g/L
	Biuret, with sample blank	1 2311	5.50	4.90 - 6.11	g/dL
			55.0	49.0 - 61.1	g/L
<b>TRF</b> Transferrin	Immunoturbidimetric	1 7252	214	171 - 256	mg/dL
			2.14	1.71 - 2.56	g/L
<b>TRIG</b> Triglycerides	GPO-PAP	1 5760	88.5	72.6 - 104	mg/dL
			1 5710	0.997	0.817 - 1.18
<b>UIBC</b> Unsat. Iron Binding Cap.	Ferene	1 1921	229	184 - 275	μg/dL
			41.1	32.9 - 49.3	μmol/L
<b>UREA</b> Urea	Urease UV	1 3101	36.4	28.4 - 44.4	mg/dL
			6.07	4.73 - 7.40	mmol/L
	Colorimetric, Berthelot	1 3115	34.6	27.0 - 42.2	mg/dL
			5.76	4.49 - 7.02	mmol/L
<b>UA</b> Uric Acid	TBHBA	1 3021	4.79	4.12 - 5.46	mg/dL
			285	245 - 325	μmol/L
	TOOS	1 3001	4.87	4.19 - 5.56	mg/dL
			290	249 - 331	μmol/L



DiaSys Diagnostic Systems GmbH  
Alte Strasse 9 65558 Holzheim Germany  
www.diasys-diagnostics.com



**TruLab N**

**LOT 31253**



**In-vitro-diagnostic for veterinary use only**



**2024-05**

Cat. No. 5 9000 99 11 061 (6 x 5 mL)  
5 9000 99 11 062 (20 x 5 mL)

**respons<sup>®</sup> 910<sub>vet</sub>**

Value sheet version: 5

Short Name / Analyte	Method	Reagent ID	Value	Range	Unit
<b>ALB</b> Albumin	Bromcresol green	1 0220	3.62 36.2	2.78 - 4.45 27.8 - 44.5	g/dL g/L
<b>AP</b> Alkaline phosphatase	IFCC 37°C	1 0441	70.9 1.18	53.2 - 88.6 0.886 - 1.48	U/L µkat/L
<b>ALT/GPT</b> Alanine aminotransferase	IFCC, with pyridoxal phosphate 37°C	1 2701 +	49.5	38.1 - 60.8	U/L
	without pyridoxal phosphate 37°C	2 5010 1 2701	0.824 49.0 0.816	0.635 - 1.01 37.7 - 60.2 0.628 - 1.00	µkat/L U/L µkat/L
<b>AST/GOT</b> Aspartate aminotransferase	IFCC, with pyridoxal phosphate 37°C	1 2601 +	40.3	31.0 - 49.6	U/L
	without pyridoxal phosphate 37°C	2 5010 1 2601	0.672 40.2 0.670	0.517 - 0.826 31.0 - 49.4 0.516 - 0.824	µkat/L U/L µkat/L
<b>AMY</b> Amylase	EPS G-7	1 0501	69.3 1.16	55.5 - 83.2 0.925 - 1.39	U/L µkat/L
<b>PAMY</b> Pancreatic amylase	EPS G-7	1 0551	28.2 0.471	22.6 - 33.9 0.376 - 0.565	U/L µkat/L
<b>APOA1</b> Apolipoprotein A1	Immunoturbidimetric	1 7102	125 1.25	99.9 - 150 0.999 - 1.50	mg/dL g/L
<b>APOB</b> Apolipoprotein B	Immunoturbidimetric	1 7112	73.5 0.735	58.8 - 88.2 0.588 - 0.882	mg/dL g/L
<b>BILE</b> Total Bile Acids	Enzymatic cycling method	1 2238	13.1	10.5 - 15.7	µmol/L
<b>DBIL</b> Direct Bilirubin	DCA	1 0821	0.865 14.8	0.640 - 1.09 10.9 - 18.6	mg/dL µmol/L
<b>TBIL</b> Total Bilirubin	DCA	1 0811	1.58 27.0	1.17 - 1.99 20.0 - 34.0	mg/dL µmol/L
<b>CA</b> Calcium	Phosphonazo	1 1181	2.13 8.52	1.89 - 2.36 7.58 - 9.46	mmol/L mg/dL
<b>CL</b> Chloride	Colorimetric	1 1221	102 360	92.4 - 111 328 - 393	mmol/L mg/dL
<b>CHOL</b> Cholesterol	CHOD-PAP	1 1300	145 3.76	125 - 166 3.23 - 4.28	mg/dL mmol/L
<b>CHE</b> Cholinesterase	Butyrylthiocholin	1 1401	5934 98.9	4866 - 7002 81.1 - 117	U/L µkat/L
<b>CK</b> Creatine kinase	DGKC, IFCC 37°C	1 1601	153 2.54	122 - 183 2.03 - 3.05	U/L µkat/L
<b>CKMB</b> Creatine kinase	mAK, Immunological method, 37°C	1 1641	28.2 0.470	22.6 - 33.8 0.376 - 0.564	U/L µkat/L
<b>CREA</b> Creatinine	Jaffé, without compensation	1 1711	1.49 132	1.16 - 1.82 103 - 161	mg/dL µmol/L
	Jaffé, with compensation	1 1711	1.37 121	1.07 - 1.67 94.4 - 148	mg/dL µmol/L
	Enzymatic PAP	1 1759	1.39 123	1.09 - 1.70 96.1 - 150	mg/dL µmol/L
<b>GGT</b> γ-Glutamyltransferase	IFCC, DGKC 1994 37°C	1 2801	28.8 0.481	22.5 - 35.2 0.375 - 0.586	U/L µkat/L
<b>GLUC</b> Glucose	GOD-PAP	1 2500	89.3 4.96	75.0 - 104 4.16 - 5.75	mg/dL mmol/L
	HK/G6P-DH	1 2511	88.0 4.88	73.9 - 102 4.10 - 5.67	mg/dL mmol/L
<b>HDLC</b> HDL-Cholesterol	Immunoinhibition	1 3521	40.7 1.05	35.0 - 46.4 0.905 - 1.20	mg/dL mmol/L
	Direct, colorimetric	1 3561	39.6 1.02	34.1 - 45.1 0.881 - 1.17	mg/dL mmol/L



# TruLab N

## LOT 31253



In-vitro-diagnostic for veterinary use only



2024-05

Cat. No. 5 9000 99 11 061 (6 x 5 mL)  
5 9000 99 11 062 (20 x 5 mL)

### respons<sup>®</sup> 910<sub>vet</sub>

Value sheet version: 5

Short Name / Analyte	Method	Reagent ID	Value	Range	Unit
<b>HBUT</b> β-Hydroxybutyrate	β-HBDH 37°C	1 3711	0.313 3.25	0.250 - 0.375 2.60 - 3.90	mmol/L mg/dL
<b>IgA</b> Immunoglobulin A	Immunoturbidimetric	1 7202	168 1.68	127 - 208 1.27 - 2.08	mg/dL g/L
<b>IgE</b> Immunoglobulin E	Immunoturbidimetric	1 7239	73.2 176	58.5 - 87.8 141 - 211	IU/mL ng/mL
<b>IgG</b> Immunoglobulin G	Immunoturbidimetric	1 7212	829 8.29	663 - 994 6.63 - 9.94	mg/dL g/L
<b>IgM</b> Immunoglobulin M	Immunoturbidimetric	1 7222	76.1 0.761	54.8 - 97.4 0.548 - 0.974	mg/dL g/L
<b>FE</b> Iron	Ferene	1 1911	78.9 14.1	67.8 - 89.9 12.1 - 16.1	µg/dL µmol/L
<b>LACT</b> Lactate	LDH UV	1 4001	11.6 1.29	9.17 - 14.0 1.02 - 1.56	mg/dL mmol/L
<b>LDH</b> Lactate dehydrogenase	IFCC, DGKC 1994 37°C	1 4211	150 2.50	123 - 177 2.05 - 2.94	U/L µkat/L
	IFCC, modified	1 4251	149 2.48	122 - 176 2.03 - 2.93	U/L µkat/L
			2.01	1.73 - 2.29	mmol/L
<b>LDLC</b> LDL-Cholesterol	Homogenous Select, TruCal Lipid	1 4121	78.1 2.02	67.2 - 89.1 1.74 - 2.30	mg/dL mmol/L
	Direct, colorimetric	1 4131	77.7 2.01	66.8 - 88.6 1.73 - 2.29	mg/dL mmol/L
<b>LPS</b> Lipase	Colorimetric	1 4321	52.2 0.870	41.8 - 62.6 0.696 - 1.04	U/L µkat/L
<b>MG</b> Magnesium	Xylidyl blue	1 4610	0.825 2.00	0.693 - 0.957 1.68 - 2.33	mmol/L mg/dL
<b>PL</b> Phospholipids	Enzymatic	1 5741	168 2.17	135 - 202 1.74 - 2.61	mg/dL mmol/L
<b>PO3</b> Phosphorus	Molybdate UV	1 5211	2.96 0.954	2.42 - 3.49 0.783 - 1.13	mg/dL mmol/L
<b>K</b> Potassium	Enzymatic	1 5221	3.98 15.6	3.62 - 4.34 14.2 - 17.0	mmol/L mg/dL
<b>Na</b> Sodium	Enzymatic	1 4808	132 304	124 - 140 286 - 323	mmol/L mg/dL
<b>TP</b> Total Protein	Biuret, with sample blank	1 2311	5.50 55.0	4.90 - 6.11 49.0 - 61.1	g/dL g/L
<b>TRF</b> Transferrin	Immunoturbidimetric	1 7252	214 2.14	171 - 256 1.71 - 2.56	mg/dL g/L
<b>TRIG</b> Triglycerides	GPO-PAP	1 5710	88.5	72.6 - 104	mg/dL
			0.997	0.817 - 1.18	mmol/L
<b>UIBC</b> Unsat.Iron Binding Cap.	Ferene	1 1921	229	184 - 275	µg/dL
			41.1	32.9 - 49.3	µmol/L
<b>UREA</b> Urea	Urease UV	1 3101	36.4 6.07	28.4 - 44.4 4.73 - 7.40	mg/dL mmol/L
<b>UA</b> Uric Acid	TOOS	1 3001	4.87	4.19 - 5.56	mg/dL
			290	249 - 331	µmol/L




DiaSys Diagnostic Systems GmbH  
Alte Strasse 9 65558 Holzheim Germany  
www.diasys-diagnostics.com



**TruLab N**

**LOT 31253**



In-vitro-diagnostic for veterinary use only



2024-05

Cat. No. 5 9000 99 11 061 (6 x 5 mL)  
5 9000 99 11 062 (20 x 5 mL)

**respons<sup>®</sup> 920<sub>vet</sub>**

Value sheet version: 5

Short Name / Analyte	Method	Reagent ID	Value	Range	1 SD	Unit
<b>ALB</b> Albumin	Bromcresol green	1 0220	3.62 36.2	2.78 - 4.45 27.8 - 44.5	0.277 2.77	g/dL g/L
<b>AP</b> Alkaline phosphatase	IFCC 37°C	1 0441	70.9 1.18	53.2 - 88.6 0.886 - 1.48	5.91 0.098	U/L µkat/L
<b>ALT/GPT</b> Alanine aminotransferase	IFCC, with pyridoxal phosphate 37°C	1 2701 + 2 5010	49.5 0.824	38.1 - 60.8 0.635 - 1.01	3.79 0.063	U/L µkat/L
	without pyridoxal phosphate 37°C	1 2701	49.0 0.816	37.7 - 60.2 0.628 - 1.00	3.75 0.063	U/L µkat/L
<b>AST/GOT</b> Aspartate aminotransferase	IFCC, with pyridoxal phosphate 37°C	1 2601 + 2 5010	40.3 0.672	31.0 - 49.6 0.517 - 0.826	3.09 0.052	U/L µkat/L
	without pyridoxal phosphate 37°C	1 2601	40.2 0.670	31.0 - 49.4 0.516 - 0.824	3.08 0.051	U/L µkat/L
<b>AMY</b> Amylase	EPS G-7	1 0501	69.3 1.16	55.5 - 83.2 0.925 - 1.39	4.62 0.077	U/L µkat/L
<b>PAMY</b> Pancreatic amylase	EPS G-7	1 0551	28.2 0.471	22.6 - 33.9 0.376 - 0.565	1.88 0.031	U/L µkat/L
<b>APOA1</b> Apolipoprotein A1	Immunoturbidimetric	1 7102	125 1.25	99.9 - 150 0.999 - 1.50	8.33 0.083	mg/dL g/L
<b>APOB</b> Apolipoprotein B	Immunoturbidimetric	1 7112	73.5 0.735	58.8 - 88.2 0.588 - 0.882	4.90 0.049	mg/dL g/L
<b>DBIL</b> Direct Bilirubin	DCA	1 0821	0.865 14.8	0.640 - 1.09 10.9 - 18.6	0.075 1.28	mg/dL µmol/L
<b>TBIL</b> Total Bilirubin	DCA	1 0811	1.58 27.0	1.17 - 1.99 20.0 - 34.0	0.137 2.34	mg/dL µmol/L
<b>CA</b> Calcium	Phosphonazo	1 1181	2.13 8.52	1.89 - 2.36 7.58 - 9.46	0.078 0.312	mmol/L mg/dL
<b>CL</b> Chloride	Colorimetric	1 1221	102 360	92.4 - 111 328 - 393	3.05 10.8	mmol/L mg/dL
	Direct ISE	960405	99.2 352	90.3 - 108 320 - 384	2.98 10.6	mmol/L mg/dL
<b>CHOL</b> Cholesterol	CHOD-PAP	1 1300	145 3.76	125 - 166 3.23 - 4.28	6.78 0.175	mg/dL mmol/L
<b>CHE</b> Cholinesterase	Butyrylthiocholin	1 1401	5934 98.9	4866 - 7002 81.1 - 117	356 5.93	U/L µkat/L
<b>CK</b> Creatine kinase	DGKC, IFCC 37°C	1 1601	153 2.54	122 - 183 2.03 - 3.05	10.2 0.170	U/L µkat/L
<b>CKMB</b> Creatine kinase	mAK, Immunological method, 37°C	1 1641	28.2 0.470	22.6 - 33.8 0.376 - 0.564	1.88 0.031	U/L µkat/L
<b>CREA</b> Creatinine	Jaffé, without compensation	1 1711	1.49 132	1.16 - 1.82 103 - 161	0.109 9.67	mg/dL µmol/L
	Jaffé, with compensation	1 1711	1.37 121	1.07 - 1.67 94.4 - 148	0.100 8.87	mg/dL µmol/L
	Enzymatic PAP	1 1759	1.39 123	1.09 - 1.70 96.1 - 150	0.102 9.03	mg/dL µmol/L
<b>GGT</b> γ-Glutamyltransferase	IFCC, DGKC 1994 37°C	1 2801	28.8 0.481	22.5 - 35.2 0.375 - 0.586	2.11 0.035	U/L µkat/L
<b>GLUC</b> Glucose	GOD-PAP	1 2500	89.3 4.96	75.0 - 104 4.16 - 5.75	4.76 0.264	mg/dL mmol/L
	HK/G6P-DH	1 2511	88.0 4.88	73.9 - 102 4.10 - 5.67	4.69 0.260	mg/dL mmol/L
<b>HDLC</b> HDL-Cholesterol	Immuno-inhibition	1 3521	40.7 1.05	35.0 - 46.4 0.905 - 1.20	1.90 0.049	mg/dL mmol/L
	Direct, colorimetric	1 3561	39.6 1.02	34.1 - 45.1 0.881 - 1.17	1.85 0.048	mg/dL mmol/L



# TruLab N

# LOT 31253



In-vitro-diagnostic for veterinary use only



2024-05

Cat. No. 5 9000 99 11 061 (6 x 5 mL)  
5 9000 99 11 062 (20 x 5 mL)


## respons<sup>®</sup> 920<sub>vet</sub>

Value sheet version: 5

Short Name / Analyte	Method	Reagent ID	Value	Range	1 SD	Unit
<b>HBUT</b>	β-HBDH 37°C	1 3711	0.313	0.250 - 0.375	0.021	mmol/L
β-Hydroxybutyrate			3.25	2.60 - 3.90	0.217	mg/dL
<b>IgA</b>	Immunoturbidimetric	1 7202	168	127 - 208	13.4	mg/dL
Immunoglobulin A			1.68	1.27 - 2.08	0.134	g/L
<b>IgE</b>	Immunoturbidimetric	1 7239	73.2	58.5 - 87.8	4.88	IU/mL
Immunoglobulin E			176	141 - 211	11.7	ng/mL
<b>IgG</b>	Immunoturbidimetric	1 7212	829	663 - 994	55.2	mg/dL
Immunoglobulin G			8.29	6.63 - 9.94	0.552	g/L
<b>IgM</b>	Immunoturbidimetric	1 7222	76.1	54.8 - 97.4	7.10	mg/dL
Immunoglobulin M			0.761	0.548 - 0.974	0.071	g/L
<b>FE</b>	Ferene	1 1911	79.1	68.0 - 90.1	3.69	µg/dL
Iron			14.2	12.2 - 16.1	0.661	µmol/L
<b>LACT</b>	LDH UV	1 4001	11.6	9.17 - 14.0	0.813	mg/dL
Lactate			1.29	1.02 - 1.56	0.090	mmol/L
<b>LDH</b>	IFCC, DGKC 1994 37°C	1 4211	150	123 - 177	8.98	U/L
Lactate dehydrogenase			2.50	2.05 - 2.94	0.150	µkat/L
	IFCC, modified	1 4251	149	122 - 176	8.93	U/L
			2.48	2.03 - 2.93	0.149	µkat/L
<b>LDLC</b>	Homogenous Select, TruCal Lipid	1 4121	79.2	68.1 - 90.3	3.70	mg/dL
LDL-Cholesterol			2.05	1.76 - 2.34	0.096	mmol/L
	Direct, colorimetric	1 4131	77.7	66.8 - 88.6	3.63	mg/dL
			2.01	1.73 - 2.29	0.094	mmol/L
<b>LPS</b>	Colorimetric	1 4321	52.2	41.8 - 62.6	3.48	U/L
Lipase			0.870	0.696 - 1.04	0.058	µkat/L
<b>LI</b>	Direct ISE	960406	0.902	0.775 - 1.03	0.042	mmol/L
Lithium			0.626	0.538 - 0.713	0.029	mg/dL
<b>MG</b>	Xylidyl blue	1 4610	0.825	0.693 - 0.957	0.044	mmol/L
Magnesium			2.00	1.68 - 2.33	0.107	mg/dL
<b>PO3</b>	Molybdate UV	1 5211	2.96	2.42 - 3.49	0.177	mg/dL
Phosphorus			0.954	0.783 - 1.13	0.057	mmol/L
<b>K</b>	Enzymatic	1 5221	3.98	3.62 - 4.34	0.119	mmol/L
Potassium			15.6	14.2 - 17.0	0.467	mg/dL
	Direct ISE	960403	3.79	3.45 - 4.13	0.114	mmol/L
			14.8	13.5 - 16.1	0.444	mg/dL
<b>Na</b>	Enzymatic	1 4808	132	124 - 140	2.65	mmol/L
Sodium			304	286 - 323	6.08	mg/dL
	Direct ISE	960402	137	129 - 145	2.74	mmol/L
			314	296 - 333	6.29	mg/dL
<b>TP</b>	Biuret, with sample blank	1 2311	5.50	4.90 - 6.11	0.202	g/dL
Total Protein			55.0	49.0 - 61.1	2.02	g/L
<b>TRF</b>	Immunoturbidimetric	1 7252	214	171 - 256	14.2	mg/dL
Transferrin			2.14	1.71 - 2.56	0.142	g/L
<b>TRIG</b>	GPO-PAP	1 5710	88.5	72.6 - 104	5.31	mg/dL
Triglycerides			0.997	0.817 - 1.18	0.060	mmol/L
<b>UIBC</b>	Ferene	1 1921	229	184 - 275	15.3	µg/dL
Unsat.Iron Binding Cap.			41.1	32.9 - 49.3	2.74	µmol/L
<b>UREA</b>	Urease UV	1 3101	36.4	28.4 - 44.4	2.67	mg/dL
Urea			6.07	4.73 - 7.40	0.445	mmol/L
<b>UA</b>	TOOS	1 3001	4.87	4.19 - 5.56	0.227	mg/dL
Uric Acid			290	249 - 331	13.5	µmol/L



DiaSys Diagnostic Systems GmbH  
Alte Strasse 9 65558 Holzheim Germany  
www.diasys-diagnostics.com



# TruLab N

**LOT** 31253

In-vitro-diagnostic for veterinary use only



2024-05


Cat. No. 5 9000 99 11 061 (6 x 5 mL)  
5 9000 99 11 062 (20 x 5 mL)

**respons<sup>®</sup>940net**

Value sheet version: 5

Short Name / Analyte	Method	Reagent ID	Value	Range	1 SD	Unit
<b>ALB</b> Albumin	Bromocresol green	1 0220	3.62	2.78 - 4.45	0.277	g/dL
			36.2	27.8 - 44.5	2.77	g/L
<b>AP</b> Alkaline phosphatase	IFCC 37°C	1 0441	70.9	53.2 - 88.6	5.91	U/L
			1.18	0.886 - 1.48	0.098	µkat/L
<b>ALT/GPT</b> Alanine aminotransferase	IFCC, with pyridoxal phosphate 37°C	1 2701 +	49.5	38.1 - 60.8	3.79	U/L
		2 5010	0.824	0.635 - 1.01	0.063	µkat/L
	without pyridoxal phosphate 37°C	1 2701	49.0	37.7 - 60.2	3.75	U/L
			0.816	0.628 - 1.00	0.063	µkat/L
<b>AST/GOT</b> Aspartate aminotransferase	IFCC, with pyridoxal phosphate 37°C	1 2601 +	40.3	31.0 - 49.6	3.09	U/L
		2 5010	0.672	0.517 - 0.826	0.052	µkat/L
	without pyridoxal phosphate 37°C	1 2601	40.2	31.0 - 49.4	3.08	U/L
			0.670	0.516 - 0.824	0.051	µkat/L
<b>AMY</b> Amylase	EPS G-7	1 0501	69.3	55.5 - 83.2	4.62	U/L
			1.16	0.925 - 1.39	0.077	µkat/L
<b>PAMY</b> Pancreatic amylase	EPS G-7	1 0551	28.2	22.6 - 33.9	1.88	U/L
			0.471	0.376 - 0.565	0.031	µkat/L
<b>APOA1</b> Apolipoprotein A1	Immunoturbidimetric	1 7102	125	99.9 - 150	8.33	mg/dL
			1.25	0.999 - 1.50	0.083	g/L
<b>APOB</b> Apolipoprotein B	Immunoturbidimetric	1 7112	73.5	58.8 - 88.2	4.90	mg/dL
			0.735	0.588 - 0.882	0.049	g/L
<b>DBIL</b> Direct Bilirubin	DCA	1 0821	0.865	0.640 - 1.09	0.075	mg/dL
			14.8	10.9 - 18.6	1.28	µmol/L
<b>TBIL</b> Total Bilirubin	DCA	1 0811	1.58	1.17 - 1.99	0.137	mg/dL
			27.0	20.0 - 34.0	2.34	µmol/L
<b>CA</b> Calcium	Phosphonazo	1 1181	2.13	1.89 - 2.36	0.078	mmol/L
			8.52	7.58 - 9.46	0.312	mg/dL
<b>CL</b> Chloride	Colorimetric	1 1221	102	92.4 - 111	3.05	mmol/L
			360	328 - 393	10.8	mg/dL
	Direct ISE	960405	99.2	90.3 - 108	2.98	mmol/L
			352	320 - 384	10.6	mg/dL
<b>CHOL</b> Cholesterol	CHOD-PAP	1 1300	145	125 - 166	6.78	mg/dL
			3.76	3.23 - 4.28	0.175	mmol/L
<b>CHE</b> Cholinesterase	Butyrylthiocholin	1 1401	5934	4866 - 7002	356	U/L
			98.9	81.1 - 117	5.93	µkat/L
<b>CK</b> Creatine kinase	DGKC, IFCC 37°C	1 1601	153	122 - 183	10.2	U/L
			2.54	2.03 - 3.05	0.170	µkat/L
<b>CKMB</b> Creatine kinase	mAK, Immunological method, 37°C	1 1641	28.2	22.6 - 33.8	1.88	U/L
			0.470	0.376 - 0.564	0.031	µkat/L
<b>CREA</b> Creatinine	Jaffé, without compensation	1 1711	1.49	1.16 - 1.82	0.109	mg/dL
			132	103 - 161	9.67	µmol/L
	Jaffé, with compensation	1 1711	1.37	1.07 - 1.67	0.100	mg/dL
			121	94.4 - 148	8.87	µmol/L
	Enzymatic PAP	1 1759	1.39	1.09 - 1.70	0.102	mg/dL
			123	96.1 - 150	9.03	µmol/L
<b>GGT</b> γ-Glutamyltransferase	IFCC, DGKC 1994 37°C	1 2801	28.8	22.5 - 35.2	2.11	U/L
			0.481	0.375 - 0.586	0.035	µkat/L
<b>GLUC</b> Glucose	GOD-PAP	1 2500	89.3	75.0 - 104	4.76	mg/dL
			4.96	4.16 - 5.75	0.264	mmol/L
	HK/G6P-DH	1 2511	88.0	73.9 - 102	4.69	mg/dL
			4.88	4.10 - 5.67	0.260	mmol/L
<b>HDLc</b> HDL-Cholesterol	Immunoinhibition	1 3521	40.7	35.0 - 46.4	1.90	mg/dL
			1.05	0.905 - 1.20	0.049	mmol/L
	Direct, colorimetric	1 3561	39.6	34.1 - 45.1	1.85	mg/dL
			1.02	0.881 - 1.17	0.048	mmol/L





# TruLab N

**LOT** 31253

In-vitro-diagnostic for veterinary use only



2024-05

Cat. No. 5 9000 99 11 061 (6 x 5 mL)  
5 9000 99 11 062 (20 x 5 mL)

**respons<sup>®</sup>940<sub>vet</sub>**

Value sheet version: 5

Short Name / Analyte	Method	Reagent ID	Value	Range	1 SD	Unit
<b>HBUT</b>	β-HBDH 37°C	1 3711	0.313	0.250 - 0.375	0.021	mmol/L
β-Hydroxybutyrate			3.25	2.60 - 3.90	0.217	mg/dL
<b>IgA</b>	Immunoturbidimetric	1 7202	168	127 - 208	13.4	mg/dL
Immunoglobulin A			1.68	1.27 - 2.08	0.134	g/L
<b>IgE</b>	Immunoturbidimetric	1 7239	73.2	58.5 - 87.8	4.88	IU/mL
Immunoglobulin E			176	141 - 211	11.7	ng/mL
<b>IgG</b>	Immunoturbidimetric	1 7212	829	663 - 994	55.2	mg/dL
Immunoglobulin G			8.29	6.63 - 9.94	0.552	g/L
<b>IgM</b>	Immunoturbidimetric	1 7222	76.1	54.8 - 97.4	7.10	mg/dL
Immunoglobulin M			0.761	0.548 - 0.974	0.071	g/L
<b>FE</b>	Ferene	1 1911	79.1	68.0 - 90.1	3.69	μg/dL
Iron			14.2	12.2 - 16.1	0.661	μmol/L
<b>LACT</b>	LDH UV	1 4001	11.6	9.17 - 14.0	0.813	mg/dL
Lactate			1.29	1.02 - 1.56	0.090	mmol/L
<b>LDH</b>	IFCC, DGKC 1994 37°C	1 4211	150	123 - 177	8.98	U/L
Lactate dehydrogenase			2.50	2.05 - 2.94	0.150	μkat/L
	IFCC, modified	1 4251	149	122 - 176	8.93	U/L
			2.48	2.03 - 2.93	0.149	μkat/L
<b>LDLC</b>	Homogenous Select, TruCal Lipid	1 4121	79.2	68.1 - 90.3	3.70	mg/dL
LDL-Cholesterol			2.05	1.76 - 2.34	0.096	mmol/L
	Direct, colorimetric	1 4131	77.7	66.8 - 88.6	3.63	mg/dL
			2.01	1.73 - 2.29	0.094	mmol/L
<b>LPS</b>	Colorimetric	1 4321	52.2	41.8 - 62.6	3.48	U/L
Lipase			0.870	0.696 - 1.04	0.058	μkat/L
<b>LI</b>	Direct ISE	960406	0.902	0.775 - 1.03	0.042	mmol/L
Lithium			0.626	0.538 - 0.713	0.029	mg/dL
<b>MG</b>	Xylydyl blue	1 4610	0.825	0.693 - 0.957	0.044	mmol/L
Magnesium			2.00	1.68 - 2.33	0.107	mg/dL
<b>PO3</b>	Molybdate UV	1 5211	2.96	2.42 - 3.49	0.177	mg/dL
Phosphorus			0.954	0.783 - 1.13	0.057	mmol/L
<b>K</b>	Enzymatic	1 5221	3.98	3.62 - 4.34	0.119	mmol/L
Potassium			15.6	14.2 - 17.0	0.467	mg/dL
	Direct ISE	960403	3.79	3.45 - 4.13	0.114	mmol/L
			14.8	13.5 - 16.1	0.444	mg/dL
<b>Na</b>	Enzymatic	1 4808	132	124 - 140	2.65	mmol/L
Sodium			304	286 - 323	6.08	mg/dL
	Direct ISE	960402	137	129 - 145	2.74	mmol/L
			314	296 - 333	6.29	mg/dL
<b>TP</b>	Biuret, with sample blank	1 2311	5.50	4.90 - 6.11	0.202	g/dL
Total Protein			55.0	49.0 - 61.1	2.02	g/L
<b>TRF</b>	Immunoturbidimetric	1 7252	214	171 - 256	14.2	mg/dL
Transferrin			2.14	1.71 - 2.56	0.142	g/L
<b>TRIG</b>	GPO-PAP	1 5710	88.5	72.6 - 104	5.31	mg/dL
Triglycerides			0.997	0.817 - 1.18	0.060	mmol/L
<b>UIBC</b>	Ferene	1 1921	229	184 - 275	15.3	μg/dL
Unsat.Iron Binding Cap.			41.1	32.9 - 49.3	2.74	μmol/L
<b>UREA</b>	Urease UV	1 3101	36.4	28.4 - 44.4	2.67	mg/dL
Urea			6.07	4.73 - 7.40	0.445	mmol/L
<b>UA</b>	TOOS	1 3001	4.87	4.19 - 5.56	0.227	mg/dL
Uric Acid			290	249 - 331	13.5	μmol/L



DiaSys Diagnostic Systems GmbH  
Alte Strasse 9 65558 Holzheim Germany  
www.diasys-diagnostics.com