



LDH FS* IFCC

In-vitro-Diagnostic for veterinary use only

Diagnostic reagent for quantitative in vitro determination of lactate dehydrogenase (LDH) in serum or plasma on DiaSys respons[®]910 VET

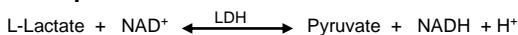
Order Information

Cat. No. 1 4211 99 11 920
4 twin containers for 200 tests each

Method

Optimized UV-test according to IFCC (International Federation of Clinical Chemistry and Laboratory Medicine) and DGKC (German Society of Clinical Chemistry)

Principle



Reagents

Components and Concentrations

R1:	N-Methyl-D-Glucamine	pH 9.40	420 mmol/L
	L-Lactate		65 mmol/L
R2:	NAD ⁺		50 mmol/L

Storage Instructions and Reagent Stability

The reagents are stable up to the end of the indicated month of expiry, if stored at 35.6 – 46.4°F, protected from light and contamination is avoided. DiaSys respons containers provide protection from light. Do not freeze the reagents!

Warnings and Precautions

- In very rare cases, samples of animals with gammopathy might give falsified results.
- Please refer to the safety data sheets and take the necessary precautions for the use of laboratory reagents. For diagnostic purposes, the results should always be assessed with the animal's medical history, clinical examinations and other findings.
- For professional use only!

Waste Management

Please refer to local legal requirements.

Reagent Preparation

The reagents are ready to use. The bottles are placed directly into the reagent rotor.

Specimen

Serum, heparin plasma or EDTA plasma

Stability :
2 days at 39.2°F to 46.4°F

Discard contaminated specimens.

Calibrators and Controls

For calibration, DiaSys TruCal U calibrator is recommended. This method has been standardized against the original IFCC formulation. For internal quality control DiaSys TruLab N and P controls should be assayed. Each laboratory should establish corrective action in case of deviations in control recovery.

	Cat. No.	Kit size
TruCal U	5 9100 99 11 063	20 x 3 mL
TruLab N	5 9000 99 11 062	20 x 5 mL
TruLab P	5 9050 99 11 062	20 x 5 mL

Performance Characteristics

The performance characteristics were evaluated with human samples and might differ from results obtained with various animal specimen.

Measuring range up to 1200 U/L LDH (in case of higher activities re-measure samples after manual dilution with NaCl solution (9 g/L) or use rerun function).	
Limit of detection**	5 U/L LDH
On-board stability	5 Wochen
Calibration stability	4 Tage

Interfering substance	Interferences < 10%	LDH [U/L]
Ascorbate	up to 30 mg/dL	224
Hemoglobin	interferes at low concentrations; indicates destruction of erythrocytes and therefore release of LDH.	
Bilirubin, conjugated	up to 60 mg/dL	203
Bilirubin, unconjugated	up to 50 mg/dL	611
	up to 80 mg/dL	219
Lipemia (triglycerides)	up to 1900 mg/dL	465
	up to 1900 mg/dL	240
		658




For further information on interfering substances refer to Young DS. Effects of Drugs on Clinical Laboratory Tests. 5th. ed. Volume 1 and 2. Washington, DC: The American Association for Clinical Chemistry Press, 2000.

** according to NCCLS document EP17-A, vol. 24, no. 34

Conversion Factor

LDH [U/L] x 0.0167= LDH [µkat/L]

Reference Range

			
DOG	CAT	HORSE	Unit
0.0 – 236 *	35 – 225 *	112 – 456 *	U/L

Source:

Reference ranges have been validated by DiaSys USA according to National Reference Laboratory standards.

* Estimated: Based on preliminary results and findings in the literature.

Each laboratory should check if the reference ranges are transferable to its own animal population and determine own reference ranges if necessary.

Manufacturer

DiaSys Diagnostic Systems GmbH
Alte Strasse 9 65558 Holzheim Germany